

POLK COUNTY TREASURER ADMENDED 4TH QUARTER FOR THE MONTHS OF JUL-AUG-SEP 2012

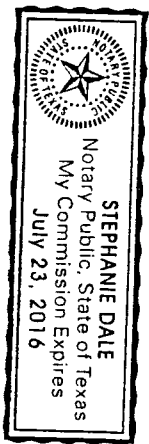
FUND	REG BALANCE	RECEIPTS	DISBURSEMENTS	QUARTERLY BAL	INVESTMENT BAL	END BALANCE
GENERAL	(1,747,097.05)	14,738,380.15	12,931,044.13	60,238.97	3,730,257.85	3,790,496.82
HOTEL TAX	14,872.05	6,694.43	4,003.96	17,562.52		17,562.52
JCTF	86,900.80	4,836.67	19,890.07	71,847.40		71,847.40
ROAD & BRIDGE PCT 1	380,565.53	160,610.99	482,664.48	58,512.04	324,024.19	382,536.23
ROAD & BRIDGE PCT 2	226,125.89	322,969.79	549,095.68	(0.00)	226,094.53	226,094.53
ROAD & BRIDGE PCT 3	194,066.03	350,783.60	544,849.63		710,357.59	710,357.59
ROAD & BRIDGE PCT 4	49,267.07	230,869.64	280,136.71		639,473.07	639,473.07
LATERAL ROAD PCT 1	884.23			884.23		45,779.04
LATERAL ROAD PCT 2	633.81			633.81	32,180.22	32,814.03
LATERAL ROAD PCT 3	1,629.73			1,629.73	82,745.32	84,375.05
LATERAL ROAD PCT 4	1,431.84			1,431.84	72,698.19	74,130.03
JP SECURITY	25,530.90	1,195.44	2,535.97	24,190.37		24,190.37
SECURITY	35,709.36	8,633.46	25,051.77	19,291.05		19,291.05
ENV SERVICE	2,333.47	34,160.27	34,160.27	2,333.47		2,333.47
DISASTER REIMB	160,239.76		160,239.76			
LAW LIBRARY	54,017.98	3,039.00	5,495.19	51,561.79		51,561.79
PRE TRIAL INTERVENTION	26,122.94	5,400.00	1,960.00	29,562.94		29,562.94
DA SPECIAL	(3,680.12)	16,356.02	12,675.90	0.00		0.00
DA HOT CHECK	29,151.49	670.38	648.35	29,173.52		29,173.52
AGING	189,478.84	99,340.93	114,848.75	173,971.02		173,971.02
SHERIFF COMMISSARY	24,335.63	7,799.48	3,015.79	29,119.32		29,119.32
DEBT SERVICE	(36,318.82)	4,475,862.56	4,418,902.16	20,641.58	1,456.73	22,098.31
DEBT SVC-ENV SVC						758,908.40
JUDICIARY	149,584.14	159,871.47	159,726.60	149,729.01		149,729.01
SO CONTRABAND	107,387.52		2,500.00	104,887.52		104,887.52
DA CONTRABAND	19,185.20		50,350.00	(31,164.80)	102,387.99	71,223.19
OTHER SEIZURES PEND	17,828.71			17,828.71		17,828.71
DRG SEIZURE PEND	10,634.62	9,397.00	9,397.00	10,634.62	118,084.39	128,719.01
RAP	123,205.12	31,282.00	33,230.24	121,256.88		121,256.88
CC RECORDS MGMT	6,098.77	6,304.91	12,403.68			
DC RECORDS MGMT	11,614.00	3,548.50		15,162.50		15,162.50
CO & DIST CT TECH	1,404.50	249.50		1,654.00		1,654.00
PROBATION	(47,205.04)	554,569.85	457,381.82	49,982.99		49,982.99
TOTAL	115,938.90	21,232,826.04	20,316,207.91	1,032,557.03	6,843,563.28	7,876,120.31
JURY FUND	1,882.00	19,518.00	19,530.00	1,870.00		1,870.00
CREDIT CARDS JP	8,643.50	95,304.62	100,434.62	3,513.50		3,513.50
JP#3	106.00	55,950.09	53,857.09	2,199.00		2,199.00
COUNTY CLERK		21.00		21.00		
JUDICIAL CONSTR	50,013.05	3,278.52	6,545.52	46,746.05	114,279.49	161,025.54
JAIL CONSTR.	45,226.41	116,095.03	161,200.36	121.08		121.08
HISTORICAL COMMISSION	21,183.29	1,746.04	903.76	22,026.57	383,072.32	405,097.89
GRANT FUNDS	605,542.58	4,040,550.63	4,068,409.87	577,683.34		577,683.34
RETREEE HEALTH INS	299,496.29	12,289.34	17,861.55	293,924.08		293,924.08
PAYROLL		1,726,410.92	1,726,410.92			
PERMANENT SCHOOL	483,021.67	32,315.52	235.03	515,102.16	2,411,590.24	2,926,692.40
AVAILABLE SCHOOL	46,060.36	97,150.06	140,000.00	3,210.42	223,110.83	226,321.25
FED EQUITABLE SHARE	3,221.12			3,221.12		3,221.12
GRAND TOTAL	1,680,335.17	27,433,455.81	26,611,596.63	2,502,194.35	9,975,616.16	12,477,810.51

COPY

I HEREBY CERTIFY THAT THE FOREGOING REPORT IS TRUE AND CORRECT
Debra Williams
 COUNTY TREASURER

SUBSCRIBED AND SWORN TO BEFORE ME

THIS 5TH DAY OF FEBRUARY 2013
Stephanie Dale



INVESTMENT REPORT OF 4TH QTR Jul-Aug-Sept 2012

FUND	POOL INVESTMENTS	BEG BAL	DEPOSITS	WITHDRAWALS	INTEREST	BALANCE	CD INVESTMENTS	PURCHASE DATE	CD #	AMOUNT	INT RATE	MATURITY DATE
10	General	5,477,993.72		1,750,000.00	2,264.13	3,730,257.85						
21	Road & Bridge PCT 1	323,909.96			114.23	324,024.19						
22	Road & Bridge PCT 2	226,014.78			79.75	226,094.53						
23	Road & Bridge PCT 3	710,107.23			250.36	710,357.59						
24	Road & Bridge PCT 4	639,247.74			225.33	639,473.07						
21	Lateral Road Pct 1	44,879.01			15.80	44,894.81						
22	Lateral Road Pct 2	32,168.89			11.33	32,180.22						
23	Lateral Road Pct 3	82,716.07			29.25	82,745.32						
24	Lateral Road Pct 4	72,672.60			25.59	72,698.19						
61	Debit Service	1,456.02			0.71	1,456.73						
61	DBT SVC:ENV SVC	756,640.99			267.41	756,908.40						
90	DA Contribution	102,351.87			36.12	102,387.99						
90	Dig Seizure Pct 4	108,648.23	9,397.00		39.16	118,084.39						
19	Judicial Center Constr	114,239.22			40.27	114,279.49						
20	Jail Construction	116,075.61			19.42	116,095.03						
28	Historical Commission	382,937.31			135.01	383,072.32						
91	Permanent School	2,411,555.13			35.11	2,411,590.24						
92	Avardale School	82,222.11	140,296.54		592.18	223,110.83						
	TOTAL POOL ACCOUNT	11,687,836.49	149,693.54	1,866,095.03	4,181.16	9,975,616.16						
	TOTAL CD INVESTMENT	2,000,000.00		2,000,000.00								
	TOTAL INVESTMENTS	13,687,836.49	149,693.54	3,866,095.03	4,181.16	9,975,616.16						

This report is made in accordance with provisions of Gov. Code 2256, The Public Funds Investment Act, which requires quarterly reporting of investment transactions for county funds to the Commissioner's Court. The investments held in Polk County's portfolio comply with the Public Funds Investment Act and with the County's investment policy and strategies.



Terri Williams, County Investment Officer

POLK COUNTY TREASURER
1st QUARTER FOR THE MONTHS OF OCT-DEC 2012


FUND	BEG BALANCE	RECEIPTS	DISBURSEMENTS	QUARTERLY BAL	INVESTMENT BAL	END BALANCE
GENERAL	60,238.97	9,068,346.04	8,305,828.41	822,756.60	2,931,952.54	3,754,709.14
HOTEL TAX	17,562.52	9,611.83	8,332.59	18,841.76		18,841.76
JCTE	71,847.40	3,909.18	24,825.54	50,931.04		50,931.04
ROAD & BRIDGE PCT 1	58,512.04	599,624.15	380,257.81	277,878.38	324,152.86	602,031.24
ROAD & BRIDGE PCT 2		422,988.77	519,909.97	(96,921.20)	226,184.38	129,263.18
ROAD & BRIDGE PCT 3		433,543.39	559,555.48	(126,012.09)	710,639.71	584,627.62
ROAD & BRIDGE PCT 4		448,318.84	394,339.80	53,979.04	639,727.02	693,706.06
LATERAL ROAD PCT 1	884.23	11,252.70	12,136.93	12,136.93	44,912.63	57,049.56
LATERAL ROAD PCT 2	633.81	11,252.71	11,886.52	11,886.52	32,192.99	44,079.51
LATERAL ROAD PCT 3	1,629.73	13,209.69	14,839.42	14,839.42	82,778.19	97,617.61
LATERAL ROAD PCT 4	1,431.84	13,209.71	14,641.55	14,641.55	72,727.06	87,368.61
JP SECURITY	24,190.37	960.29	25,150.66	25,150.66		25,150.66
SECURITY	19,291.05	8,702.44	26,928.92	1,064.57		1,064.57
ENV SERVICE	2,333.47	30,452.87	30,452.87	2,333.47		2,333.47
DISASTER REIMB						
LAW LIBRARY	51,561.79	3,078.00	1,880.31	52,759.48		52,759.48
PRE TRIAL INTERVENTION	29,562.94	3,775.00	2,190.00	31,147.94		31,147.94
D A SPECIAL		8,458.83	8,530.25	(71.42)		(71.42)
D A HOT CHECK	29,173.52	1,727.61	30,901.13	30,901.13		30,901.13
AGING	173,971.02	100,557.35	68,115.00	206,413.37		206,413.37
SHERIFF COMMISSARY	29,119.32	4,935.85	9,905.01	24,150.16		24,150.16
DEBT SERVICE	20,641.58	1,078,963.97	1,099,605.55	1,457.65		1,101,063.20
DEBT SVC-ENV SVC					759,209.78	759,209.78
JUDICIARY	149,729.01	129,593.03	162,579.95	116,742.09		116,742.09
SO CONTRABAND	104,887.52	72,029.38	35,460.17	141,456.73		141,456.73
DA CONTRABAND	(31,164.80)	14,768.30	10,457.71	(26,854.21)		75,574.47
OTHER SEIZURES PEND	17,828.71	25,575.00	1,243.00	16,585.71		16,585.71
DRG SEIZURE PEND	10,634.62	25,575.00	25,575.00	10,634.62		128,765.85
RAP	121,256.88	35,648.41	34,414.35	122,480.94		122,490.94
CC RECORDS MGMT	3,213.50	7,035.91	7,035.91	(3,822.41)		(3,822.41)
DC RECORDS MGMT	15,162.50	2,811.50	17,974.00	17,974.00		17,974.00
CO & DIST CT TECH	1,654.00	220.00	1,874.00	1,874.00		1,874.00
PROBATION	49,982.99	411,182.10	418,071.01	43,094.08		43,094.08
TOTAL	1,032,557.03	12,971,920.44	11,035,889.06	2,968,588.41	6,046,494.72	9,015,083.13
JURY FUND	1,870.00	5,784.00	5,790.00	1,864.00		1,864.00
CREDIT CARDS JP	3,513.50	82,433.54	82,493.54	3,453.50		3,453.50
CC EMERG MGMT						
CC COUNTY CLERK	21.00	1,053.00	1,074.00	-		-
JP#3	2,199.00	52,693.63	54,786.63	106.00		106.00
JUDICIAL CONSTR	46,746.05	1,821.83	17,737.04	30,830.84	114,324.89	145,155.73
JAIL CONSTR	121.08			121.08		121.08
HISTORICAL COMMISSION	22,025.57	2,552.57	795.02	23,783.12	383,224.55	703,839.95
GRANT FUNDS	577,683.34	2,298,875.20	2,172,718.59	703,839.95		703,839.95
RENTREE HEALTH INS	293,924.08	72,283.53	15,705.80	350,501.81		350,501.81
PAYROLL		1,794,340.71	1,794,340.71	-		-
PERMANENT SCHOOL	515,102.16	20,350.21	253.30	535,199.07	2,411,587.04	2,946,786.11
AVAILABLE SCHOOL	3,210.42	17,758.37	11,241.28	9,727.51	214,157.38	223,884.89
FED EQUITABLE SHARE	3,221.12			3,221.12		3,221.12
GRAND TOTAL	2,502,194.35	17,321,867.03	15,192,824.97	4,631,236.41	9,169,788.58	13,801,024.99

COPY

I HEREBY CERTIFY THAT THE FOREGOING
REPORT IS TRUE AND CORRECT
Stephanie Dale
COUNTY TREASURER

SUBSCRIBED AND SWORN TO BEFORE ME


THIS 5TH DAY OF FEBRUARY 2013
Stephanie Dale



INVESTMENT REPORT 1ST QUARTER (OCT-DEC 2012)

FUND	POOL INVESTMENTS	BEG BAL	DEPOSITS	WITHDRAWALS	INTEREST	BALANCE	CD INVESTMENTS	PURCHASE DATE	CD #	AMOUNT	INT RATE	MATURITY DATE
10	General	3,730,297.85	78.08	800,000.00	1,618.61	2,931,992.54	First State Bank	3/12/2012	56793	2,000,000.00	0.83%	8/10/2012
21	Road & Bridge PCT 1	324,024.19	-	-	128.67	324,152.86						
22	Road & Bridge PCT 2	226,094.53	-	-	89.85	226,184.38						
23	Road & Bridge PCT 3	710,397.59	-	-	282.12	710,639.71						
24	Road & Bridge PCT 4	639,473.07	-	-	253.95	639,727.02						
21	Lateral Road Pct 1	44,894.81	-	-	17.82	44,912.63						
22	Lateral Road Pct 2	32,180.22	-	-	12.77	32,192.99						
23	Lateral Road Pct 3	82,745.32	-	-	32.87	82,778.19						
24	Lateral Road Pct 4	72,698.19	-	-	28.87	72,727.06						
61	Dept Service	1,456.73	-	-	0.92	1,457.65						
61	DBT SVC-ENVY SVC	759,908.40	-	-	301.38	759,209.78						
90	DA Contband	102,387.99	-	-	40.69	102,428.68						
90	Dig Seizure Fund	118,084.39	-	-	46.84	118,131.23						
19	Judicial Center Constr	114,279.49	-	-	45.40	114,324.89						
20	Jail Construction	-	-	-	-	-						
28	Historical Commission	383,072.32	-	-	152.23	383,224.55						
91	Permanent School	2,411,590.24	-	960.84	957.64	2,411,587.04						
92	Available School	223,110.83	960.84	10,000.00	85.71	214,157.38						
	TOTAL POOL ACCOUN	9,975,616.16	1,038.92	810,960.84	4,094.34	9,169,788.58						
	TOTAL CD INVESTMENTS	-	-	-	-	-						
	TOTAL INVESTMENTS	-	-	-	-	9,169,788.58						

This report is made in accordance with provisions of Gov. Code 2256. The Public Funds Investment Act, which requires quarterly reporting of investment transactions for county funds to the Commissioner's Court. The investments held in Polk County's portfolio comply with the Public Funds Investment Act and with the County's investment policy and strategies.


 Nola Renaud, County Investment Officer

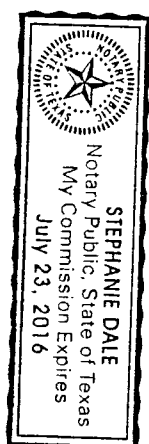
POIK COUNTY TREASURER ADMENDED 4TH QUARTER FOR THE MONTHS OF JUL-AUG-SEP 2012

FUND	REG BALANCE	RECEIPTS	DISBURSEMENTS	QUARTERLY BAL	INVESTMENT BAL	END BALANCE
GENERAL	(1,747,097.05)	14,738,380.15	12,931,044.13	60,238.97	3,730,257.85	3,790,496.82
HOTEL TAX	14,872.05	6,694.43	4,003.96	17,562.52		17,562.52
JCTF	86,900.80	4,836.67	19,890.07	71,847.40		71,847.40
ROAD & BRIDGE PCT 1	380,565.53	160,610.99	482,664.48	58,512.04	324,024.19	382,536.23
ROAD & BRIDGE PCT 2	226,125.89	322,969.79	549,095.68	(0.00)	226,094.53	226,094.53
ROAD & BRIDGE PCT 3	194,066.03	350,783.60	544,849.63		710,357.59	710,357.59
ROAD & BRIDGE PCT 4	49,267.07	230,859.64	280,136.71		639,473.07	639,473.07
LATERAL ROAD PCT 1	884.23			884.23	44,894.81	45,779.04
LATERAL ROAD PCT 2	633.81			633.81	32,180.22	32,814.03
LATERAL ROAD PCT 3	1,629.73			1,629.73	82,745.32	84,375.05
LATERAL ROAD PCT 4	1,431.84			1,431.84	74,130.03	74,130.03
JP SECURITY	25,530.90	1,195.44	2,535.97	24,190.37		24,190.37
SECURITY	35,709.36	8,633.46	25,051.77	19,291.05		19,291.05
ENVY SERVICE	2,333.47	34,160.27	34,160.27	2,333.47		2,333.47
DISASTER REIMB	160,239.76		160,239.76			
LAW LIBRARY	54,017.98	3,039.00	5,495.19	51,561.79		51,561.79
PRE TRIAL INTERVENTION	26,122.94	5,400.00	1,960.00	29,562.94		29,562.94
D A SPECIAL	(3,680.12)	16,356.02	12,675.90	0.00		0.00
D A HOT CHECK	29,151.49	670.38	648.35	29,173.52		29,173.52
AGING	189,478.84	99,340.93	114,848.75	173,971.02		173,971.02
SHERIFF COMMISSARY	24,335.63	7,799.48	3,015.79	29,119.32		29,119.32
DEBT SERVICE	(36,318.82)	4,475,862.56	4,418,902.16	20,641.58	1,456.73	22,098.31
DEBT SVC-ENVY SVC					758,908.40	758,908.40
JUDICIARY	149,584.14	159,871.47	159,726.60	149,729.01		149,729.01
SO CONTRABAND	107,387.52		2,500.00	104,887.52		104,887.52
DA CONTRABAND	19,185.20		50,350.00	(31,164.80)	102,387.99	71,223.19
OTHER SEIZURES PEND	17,828.71			17,828.71		17,828.71
DRG SEIZURE PEND	10,634.62	9,397.00	9,397.00	10,634.62	118,084.39	128,719.01
RAP	123,205.12	31,282.00	33,230.24	121,256.88		121,256.88
CC RECORDS MGMT	6,098.77	6,304.91	12,403.68			
DC RECORDS MGMT	11,614.00	3,548.50		15,162.50		15,162.50
CO & DIST CT TECH	1,404.50	249.50		1,654.00		1,654.00
PROBATION	(47,205.04)	554,569.85	457,381.82	49,982.99		49,982.99
TOTAL	115,938.90	21,232,826.04	20,316,207.91	1,032,557.03	6,843,563.28	7,876,120.31
JURY FUND	1,882.00	19,518.00	19,530.00	1,870.00		1,870.00
CREDIT CARDS JP	8,643.50	95,304.62	100,434.62	3,513.50		3,513.50
JP#3	106.00	55,950.09	53,857.09	2,199.00		2,199.00
COUNTY CLERK		21.00		21.00		
JUDICIAL CONSTR	50,013.05	3,278.52	6,545.52	46,746.05	114,279.49	161,025.54
JAIL CONSTR.	45,226.41	116,095.03	161,200.36	121.08		121.08
HISTORICAL COMMISSION	21,183.29	1,746.04	903.76	22,025.57	383,072.32	405,097.89
GRANT FUNDS	605,542.58	4,040,550.63	4,068,409.87	577,683.34		577,683.34
RETIREE HEALTH INS	299,496.29	12,289.34	17,861.55	293,924.08		293,924.08
PAYROLL		1,726,410.92	1,726,410.92			
PERMANENT SCHOOL	483,021.67	32,315.52	235.03	515,102.16	2,411,590.24	2,926,692.40
AVAILABLE SCHOOL	46,060.36	97,150.06	140,000.00	3,210.42	223,110.83	226,321.25
FED EQUITABLE SHARE	3,221.12			3,221.12		3,221.12
GRAND TOTAL	1,680,335.17	27,433,455.81	26,611,596.63	2,502,194.35	9,975,616.16	12,477,810.51

I HEREBY CERTIFY THAT THE FOREGOING REPORT IS TRUE AND CORRECT

SUBSCRIBED AND SWORN TO BEFORE ME

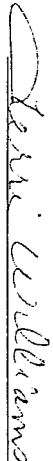
THIS 5TH DAY OF FEBRUARY 2013
Stephanie Dale
 Notary Public



INVESTMENT REPORT OF 4TH QTR Jul-Aug-Sept 2012

FUND	POOL INVESTMENTS	BEG BAL	DEPOSITS	WITHDRAWALS	INTEREST	BALANCE	CD INVESTMENTS	PURCHASE DATE	CD #	AMOUNT	INT RATE	MATURITY DATE
10	General	5,477,993.72		1,750,000.00	2,264.13	3,730,257.85						
21	Road & Bridge PCT 1	323,909.96			114.23	324,024.19						
22	Road & Bridge PCT 2	226,014.78			79.75	226,094.53						
23	Road & Bridge PCT 3	710,107.23			250.96	710,357.99						
24	Road & Bridge PCT 4	639,247.74			225.33	639,473.07						
21	Lateral Road Pct 1	44,879.01			15.80	44,894.81						
22	Lateral Road Pct 2	32,169.89			11.33	32,180.22						
23	Lateral Road Pct 3	82,716.07			29.25	82,745.32						
24	Lateral Road Pct 4	72,672.60			25.59	72,698.19						
61	Debt Service	1,456.02			0.71	1,456.73						
61	DBT SVC-ENV SVC	758,640.99			267.41	758,908.40						
90	DA Contaband	102,351.87			36.12	102,387.99						
90	Dig Seizure Perid	108,648.23	9,397.00		39.16	118,094.39						
19	Judicial Center Constr	114,239.22			40.27	114,279.49						
20	Jail Construction	116,075.61		116,095.03	19.42	0.00						
28	Historical Commission	382,937.31			135.01	383,072.32						
91	Permanent School	2,411,555.13			35.11	2,411,590.24						
92	Available School	82,222.11	140,296.54		592.18	223,110.83						
	TOTAL POOL ACCOUN	11,687,836.49	149,693.54	1,856,095.03	4,181.16	9,975,616.16						
	TOTAL CD INVESTMEN	2,000,000.00		2,000,000.00								
	TOTAL INVESTMENTS	13,687,836.49	149,693.54	3,856,095.03	4,181.16	9,975,616.16						

This report is made in accordance with provisions of Gov. Code 2256. The Public Funds Investment Act, which requires quarterly reporting of investment transactions for county funds to the Commissioner's Court. The investments held in Polk County's portfolio comply with the Public Funds Investment Act and with the County's investment policy and strategies.


 Terri Williams, County Investment Officer


POLK COUNTY TREASURER
1st QUARTER FOR THE MONTHS OF OCT-DEC 2012

FUND	REG BALANCE	RECEIPTS	DISBURSEMENTS	QUARTERLY BAL	INVESTMENT BAL	END BALANCE
GENERAL	60,238.97	9,068,346.04	8,305,828.41	822,756.60	2,931,952.54	3,754,709.14
HOTEL TAX	17,562.52	9,611.83	8,332.59	18,841.76		18,841.76
JCTF	71,847.40	3,909.18	24,825.54	50,931.04		50,931.04
ROAD & BRIDGE PCT 1	58,512.04	599,624.15	380,257.81	277,878.38	324,152.86	602,031.24
ROAD & BRIDGE PCT 2		422,988.77	519,909.97	(96,921.20)	226,184.38	129,263.18
ROAD & BRIDGE PCT 3		433,543.39	559,555.48	(126,012.09)	710,639.71	584,627.62
ROAD & BRIDGE PCT 4		448,318.84	394,339.80	53,979.04	639,727.02	693,706.06
LATERAL ROAD PCT 1	884.23	11,252.70	11,369.93	12,136.93	44,912.63	57,049.56
LATERAL ROAD PCT 2	633.81	11,252.71	11,886.52	32,192.99	44,079.51	44,079.51
LATERAL ROAD PCT 3	1,629.73	13,209.69	14,899.42	14,899.42	82,778.19	97,617.61
LATERAL ROAD PCT 4	1,431.84	13,209.71	13,209.71	14,661.55	72,727.06	87,368.61
JP SECURITY	24,190.37	960.29	25,150.66	25,150.66		25,150.66
SECURITY	19,291.05	8,702.44	26,928.92	1,064.57		1,064.57
ENV SERVICE	2,333.47	30,452.87	30,452.87	2,333.47		2,333.47
DISASTER REIMB						
LAW LIBRARY	51,561.79	3,078.00	1,880.31	52,759.48		52,759.48
PRE TRIAL INTERVENTION	29,562.94	3,775.00	2,190.00	31,147.94		31,147.94
D A SPECIAL		8,458.83	8,530.25	(71.42)		(71.42)
D A HOT CHECK	29,173.52	1,727.61	68,115.00	30,901.13		30,901.13
AGING	173,971.02	100,557.35	100,557.35	206,413.37		206,413.37
SHERIFF COMMISSARY	29,119.32	4,935.85	9,905.01	24,150.16		24,150.16
DEBT SERVICE	20,641.58	1,078,963.97		1,099,605.55	1,457.65	1,101,063.20
DEBT SVC-ENV SVC					759,209.78	759,209.78
JUDICIARY	149,729.01	129,593.03	162,579.95	116,742.09		116,742.09
SO CONTRABAND	104,887.52	72,029.38	35,460.17	141,456.73		141,456.73
DA CONTRABAND	(31,164.80)	14,768.30	10,457.71	(26,854.21)	102,428.68	75,574.47
OTHER SEIZURES PEND	17,828.71	25,575.00	25,575.00	16,585.71		16,585.71
DRG SEIZURE PEND	10,634.62	25,575.00	25,575.00	10,634.62	118,131.23	128,765.85
RAP	121,256.88	35,648.41	34,414.35	122,480.94		122,480.94
CC RECORDS MGMT	3,213.50	3,213.50	7,035.91	(3,822.41)		(3,822.41)
DC RECORDS MGMT	15,162.50	2,811.50	17,974.00	17,974.00		17,974.00
CO & DIST CT TECH	1,654.00	220.00		1,874.00		1,874.00
PRORATION	49,982.99	411,182.10	418,071.01	43,094.08		43,094.08
TOTAL	1,032,557.03	12,971,920.44	11,035,889.06	2,968,588.41	6,046,494.72	9,015,083.13
JURY FUND	1,870.00	5,784.00	5,790.00	1,864.00		1,864.00
CREDIT CARDS-JP	3,513.50	82,433.54	82,493.54	3,453.50		3,453.50
CC EMERG MGMT						
CC COUNTY CLERK	21.00	1,053.00	1,074.00	-		-
JP#3	2,199.00	52,693.63	54,786.63	106.00		106.00
JUDICIAL CONSTR	46,746.05	1,821.83	17,737.04	30,830.84	114,324.89	145,155.73
JAIL CONSTR	121.08			121.08		121.08
HISTORICAL COMMISSION	22,025.57	2,552.57	795.02	23,783.12	383,224.55	703,839.95
GRANT FUNDS	577,683.34	2,298,875.20	2,172,718.59	703,839.95		703,839.95
RETREEE HEALTH INS	293,924.08	72,283.53	15,705.80	350,501.81		350,501.81
PAYROLL		1,794,340.71	1,794,340.71			
PERMANENT SCHOOL	515,102.16	20,350.21	253.30	535,199.07	2,411,587.04	2,946,786.11
AVAILABLE SCHOOL	3,210.42	17,758.37	11,241.28	9,727.51	214,157.38	223,884.89
FED EQUITABLE SHARE	3,221.12			3,221.12		3,221.12
GRAND TOTAL	2,502,194.35	17,321,867.03	15,192,824.97	4,631,236.41	9,169,788.58	13,801,024.99

I HEREBY CERTIFY THAT THE FOREGOING
REPORT IS TRUE AND CORRECT
Stephanie Dale
COUNTY TREASURER

SUBSCRIBED AND SWORN TO BEFORE ME


THIS 5TH DAY OF FEBRUARY 2013
Stephanie Dale



INVESTMENT REPORT 1ST QUARTER (OCT-DEC 2012)

FUND	POOL INVESTMENTS	BEG BAL	DEPOSITS	WITHDRAWALS	INTEREST	BALANCE	CD INVESTMENTS	PURCHASE DATE	CD #	AMOUNT	INT RATE	MATURITY DATE
10	General	3,730,257.85	78.08	800,000.00	1,616.61	2,931,952.54	First State Bank	3/12/2012	56793	2,000,000.00	0.83%	8/10/2012
21	Road & Bridge PCT 1	324,024.19			128.67	324,152.86						
22	Road & Bridge PCT 2	226,094.53			89.85	226,184.38						
23	Road & Bridge PCT 3	710,357.59			282.12	710,639.71						
24	Road & Bridge PCT 4	639,473.07			253.95	639,727.02						
21	Lateral Road Pct 1	44,894.81			17.82	44,912.63						
22	Lateral Road Pct 2	32,180.22			12.77	32,192.99						
23	Lateral Road Pct 3	82,745.32			32.87	82,778.19						
24	Lateral Road Pct 4	72,898.19			28.87	72,927.06						
61	Debt Service	1,456.73			0.92	1,457.65						
61	DBT SVC-ENV SVC	759,908.40			301.39	759,209.78						
90	DA Contiband	102,387.99			40.89	102,428.88						
90	Dog Seizure Fund	118,084.39			46.64	118,131.23						
19	Judicial Center Constr	114,279.49			45.40	114,324.89						
20	Jail Construction											
28	Historical Commission	383,072.32			152.23	383,224.55						
91	Permanell School	2,411,590.24			957.64	2,411,587.04						
92	Available School	223,110.83	960.84	10,000.00	85.71	214,157.38						
	TOTAL POOL ACCOUNT	9,975,616.16	1,038.92	810,560.84	4,094.34	9,169,788.58						
	TOTAL CD INVESTMENTS											
	TOTAL INVESTMENTS					9,169,788.58						

This report is made in accordance with provisions of Gov. Code 2256. The Public Funds Investment Act, which requires quarterly reporting of investment transactions for county funds to the Commissioner's Court. The investments held in Polk County's portfolio comply with the Public Funds Investment Act and with the County's investment policy and strategies.


 Nola Reneau, County Investment Officer